



GLOBEFISH

EUROPEAN PRICE REPORT

Issue 08/2012
August 2012

INDEX FOR PRICES

Groundfish	8
Flatfish	9
Tuna	9
Small Pelagics	10
Cephalopods	10
Crustaceans	11
Bivalves	13
Salmon	13
Trout	14
Freshwater fish	14
Non Traditional Species	14
Seabass-Seabream-Meagre	15




*The **European Fish Price Report**, based on information supplied by industry correspondents, aims to provide guidance on broad price trends. Price information is indicative and should be used only for forecasting medium- and long-term trends. FAO is not responsible for any errors or omissions.*

LATEST TRENDS

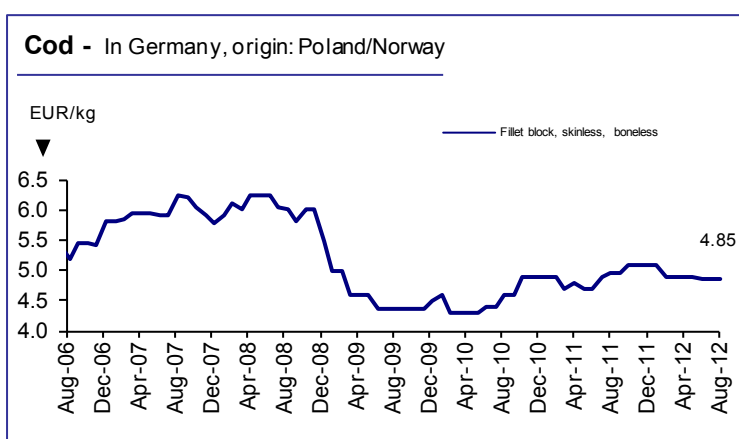
Despite increasing uncertainty in most of the larger consumer markets, overall trade has still been growing this year. Countries such as the USA and Canada, China, Japan, Thailand, Australia and Brazil all saw the value of imports grow during the first six months of the year. Other markets, including Spain, France, Germany and Russia, registered a decline in imports as domestic consumer spending weakened.

Production has held up to some extent. Supply from many wild stocks is growing again as a result of more effective fisheries management and enforcement. This includes some pelagic catches in the Northern hemisphere and several groundfish stocks. At the same time, small pelagic catches in South America are drastically down because of lower quotas this year. There is also some indication that another El Niño may arrive at the end of 2012, or early 2013, resulting in a strong decline in small pelagic catches. Prices of fishmeal therefore are increasing significantly already. This will have an effect on feed prices and costs in aquaculture production this year and next.

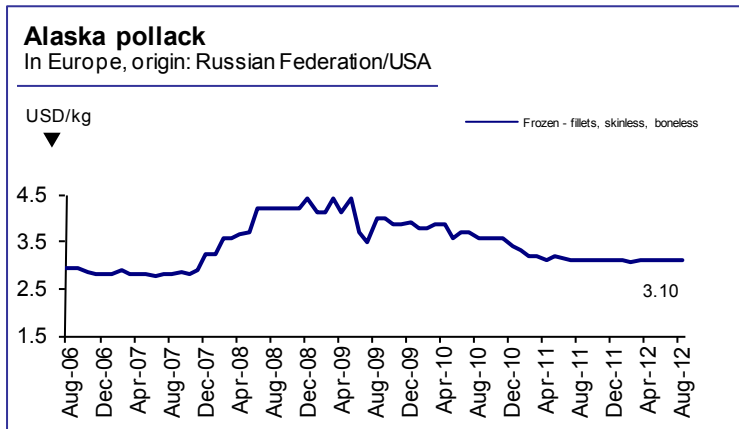


Most farmed species have been in good supply, boosted by high prices and good demand during 2010 and 2011, which encouraged higher production. Growth in farmed shrimp volumes has caused shrimp prices to fall although disease problems may limit supplies in a number of countries during the rest of the year. Farmed Atlantic and coho salmon as well as trout are also trading at moderate price levels compared with previous years. Catfish has been in tighter supply than usual but producers are still struggling. Tilapia production continues to show good growth and strong domestic demand in Africa, South and Central America, and Asia as well as in the traditional import markets.

GROUND FISH



Norwegian seafood exports in the first-half of the year were lower compared with the same period in 2011. Exports of fresh cod followed the same trend and fell somewhat although exports of frozen cod increased. First half-year exports of fresh cod including fillets fell in value by EUR 3.5 million or 4% to a total of EUR 82.4 million. In the same period, exports of frozen cod including fillets increased in value by EUR 10.6 million or 11% to a total of EUR 103.2 million.

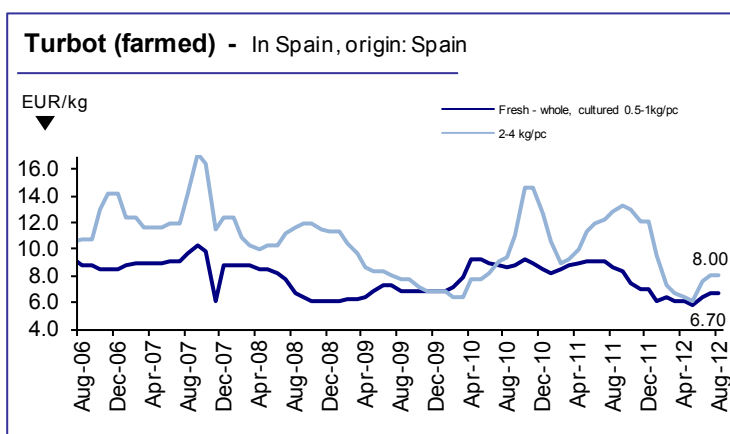


European demand for Peruvian hake (*Merluccius gayi*) is slow, and the quota has also been reduced to 14 000 tonnes for this year.

Hoki (*Macruronus novaezelandiae*) prices increased. For the new season, prices of North Pacific hake (*Merluccius productus*) are expected to rise as well.

FLATFISH

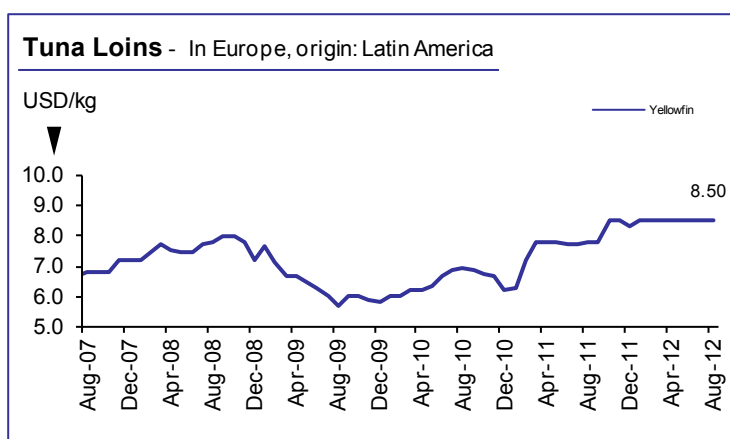
The expected rise in turbot demand during the summer season was lower than usual. As a consequence, prices did not increase and are not expected to increase in the short term. Some farmers are reducing their prices even though there has been some increase in demand.



TUNA

Fishing in the Western and Central Pacific slowed down considerably during July, most likely as a result of the commencement of the FAD fishing closure on 1 July. The price of tuna in the all-important Thai tuna market continued to set record highs with prices to some canneries exceeding USD 2 250/tonne CFR Bangkok. Raw material deliveries to Thailand exceeded 65 000 tonnes during July allowing the major canned tuna producers in that market to increase raw material stocks to the equivalent of 60 days of production levels. This insures the availability of raw material stocks for the expected shortage of supplies during August and September because of the FAD fishing closure.

In the Eastern Tropical Pacific the price of skipjack increased to USD 2 350 - 2 400/tonne CFR Manta, high enough to attract carrier fish transhipped from purse seiners operating in the Western and Central Pacific to refrigerated carriers for delivery to the Latin American tuna canneries in Ecuador, Mexico, and Peru. Catches are 18% lower compared with the same period last year. Processors in these markets are anticipating the IATTC 'veda' or fishing ban for purse seiners. All purse seiners in excess of 400 tonnes capacity operating in the Eastern Tropical Pacific must stop fishing from either from 29 July to 28 September or from 18 November to 18 January 2013. Approximately half of the purse seiners have elected to observe the first closure. Finished product sales are sporadic, as importers fear a price fall, forcing them to keep high-priced stocks in their warehouses.



Raw material shortages persist in the Indian Ocean resulting from last month's monsoons with canneries suffering as a result. One major processor scheduled a two week shut down during August because of raw material shortages. Typical of this time of the year, most of the limited catch in July by purse seiners operating in the Indian Ocean has been yellowfin. Fishing companies expect that skipjack catches will improve later in August. In the meantime poor catching has led to Mahe prices increasing to more than EUR 1 730/tonne for skipjack and EUR 2 450 for yellowfin 10 kg/up.

While the Atlantic catches are following the same negative catching trend as the other oceans, the Spanish and Italian markets have both experienced only mild price increases with skipjack selling at EUR 1 850-1 900/tonne ex cold storage in Vigo and yellowfin 10 kg/up EUR 2 700/tonne CFR Vigo.

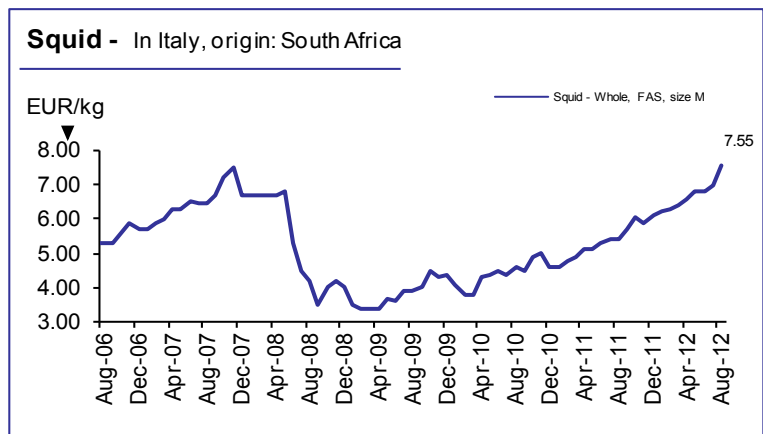
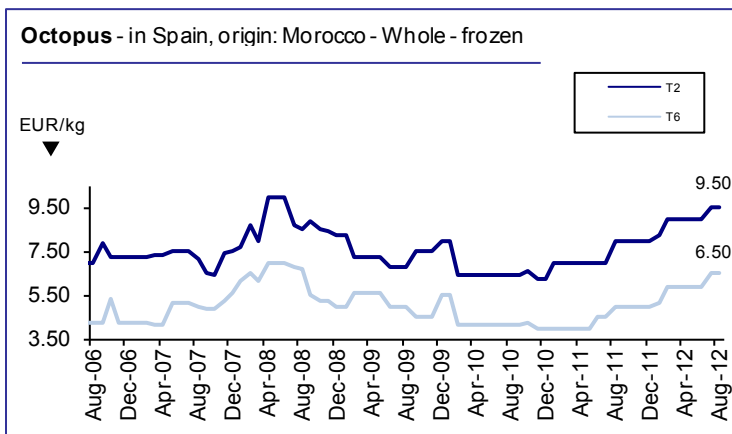
SMALL PELAGICS

Following disappointing landings in the 2011-2012 anchovy fishing season in the Bay of Biscay, the announcement of a lower TAC for the coming season was not unexpected. Towards the end of July the European Commission adopted the

regulation for fishing opportunities in the Bay of Biscay for the season running from 1 July 2012 to 30 June 2013. On the latest scientific advice the quota was set at 20 700 tonnes, a 30% reduction on the previous season's quota. The quota will be divided between France (2 070 tonnes) and Spain (18 630 tonnes). The stock remains at safe biological levels of 68 180 tonnes, but this is smaller than last year, hence the lower TAC.

The Icelandic fleet has been fishing for mackerel with most deliveries for human consumption in response to good demand for frozen mackerel. In Norway, landings are very limited due to the off-season.

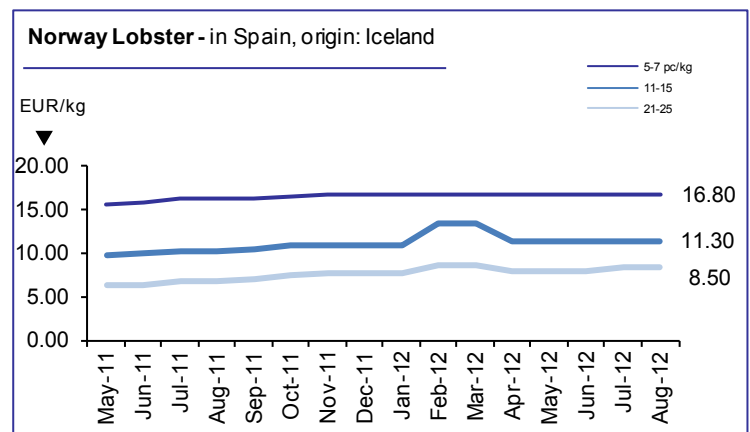
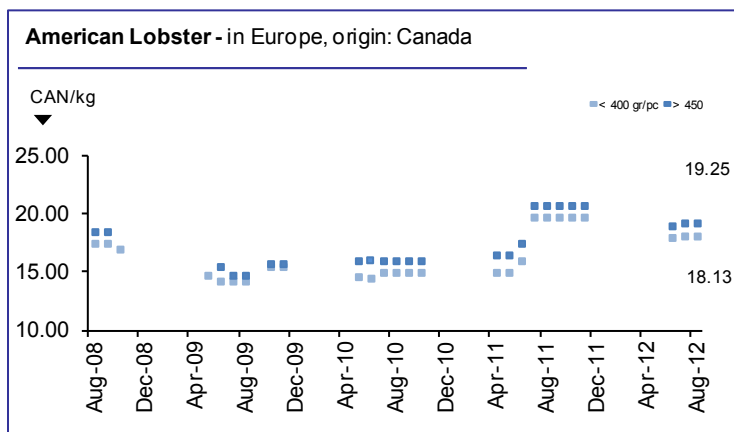
CEPHALOPODS

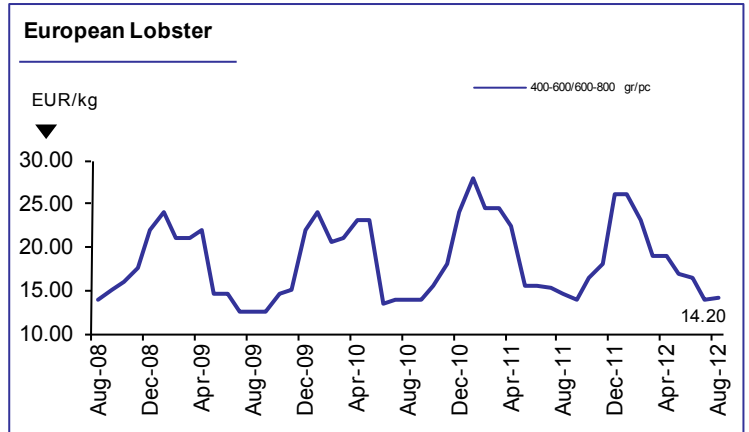
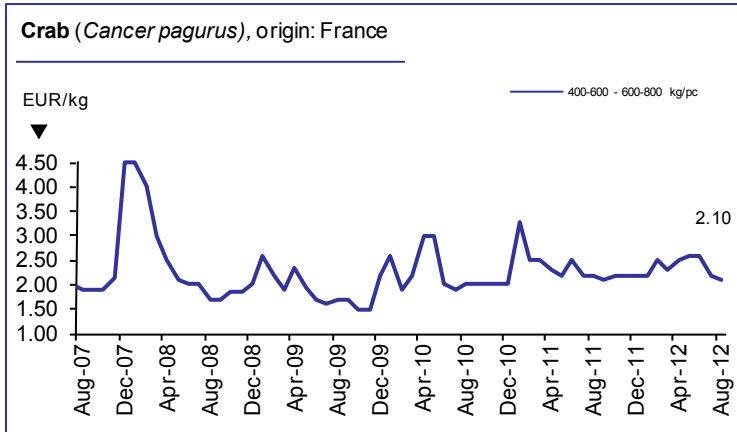


The demand for giant squid (*Dosidicus gigas*) products is weak in China and on the Spanish market prices decreased by 10 to 20%.

Catches in South Africa continue to be very poor and some companies have no stock to sell. As a consequence prices are at historical high levels, resulting in extremely low sales. Very few boat owners are fishing as boats are making losses as a result of poor catches.

CRUSTACEANS





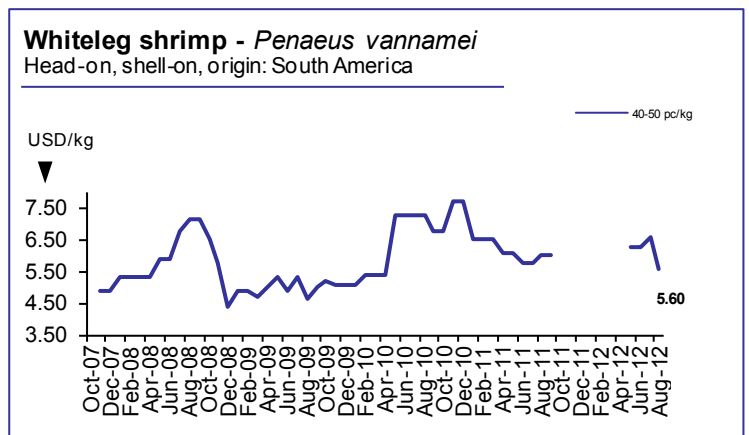
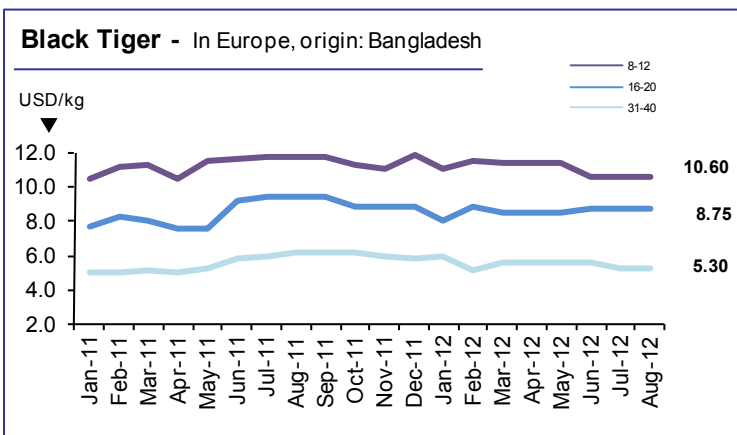
The crab season has been later than usual and landings were relatively low. *Cancer pagurus* prices were relatively stable at the end of July and into early August.

Lobster (*Homarus gammarus*) prices were also stable in late July and early August.

SHRIMP

The market for shrimp in Europe has worsened in recent months because of the ongoing economic uncertainty, with prices declining quite sharply in June and July. The market is not expected to recover in the short term but demand may improve when buyers return from the summer vacation and place new orders.

Total catches of Argentinean red shrimp fell during the first half of the year by 30% or 10 000 tonnes in volume compared with the same period last year. Lower landings together with an increased demand from non traditional markets and especially from Japan, meant that less product was available for Europe and Spain in particular, compared with 2011. However, prices remain stable at present.



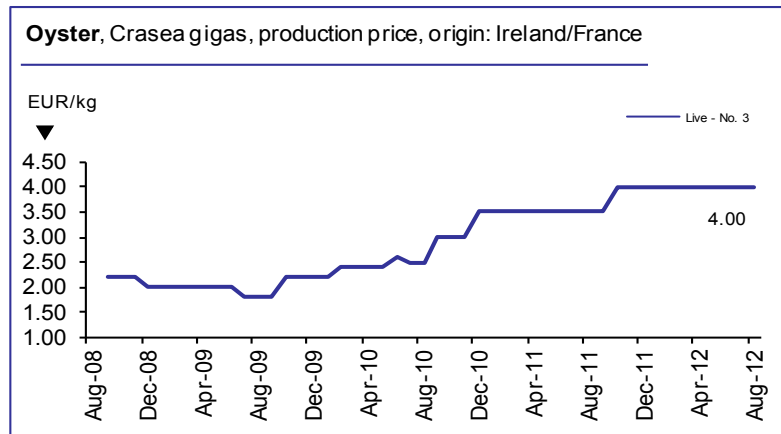
BIVALVES

The demand for scallops (*Argopecten purpuratus*) from Peru remains low on the French market.

French bouchot and Dutch bottom mussels were readily available on the French market in early August. Spanish mussels (*Mytilus galloprovincialis*) were available

mainly on bulk counters while bouchot mussels were seen on self service retail counters and MAP trays.

Oyster prices remained strong because of shorter supplies as mortalities of juveniles have been reported again this summer. The consumer market has been quiet over summer.



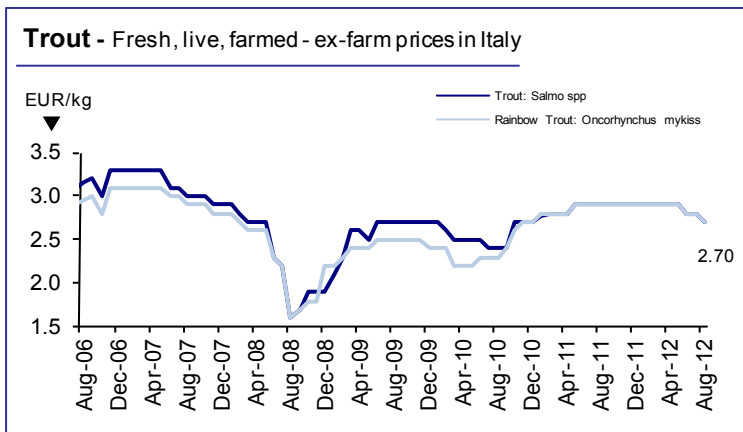
SALMON

Salmon prices have vacillated during the summer with no clear direction. Demand will pick up over the coming months but so will supply both from Europe and from Chile.

Norway's shipments of salmon during the first seven months grew by an impressive 28% to 544 000 tonnes. As average prices for the period fell 26% from NOK 40.41/kg to NOK 29.93/kg, the total value of Norway's exports dropped 5%. Major markets showed good volume growth, including the EU (+23%), Russia (+56%) and Japan (+43%).

Fresh fillets also showed good growth, up 19% to 36 500 tonnes, of which 30 500 tonnes were shipped to the EU.

TROUT

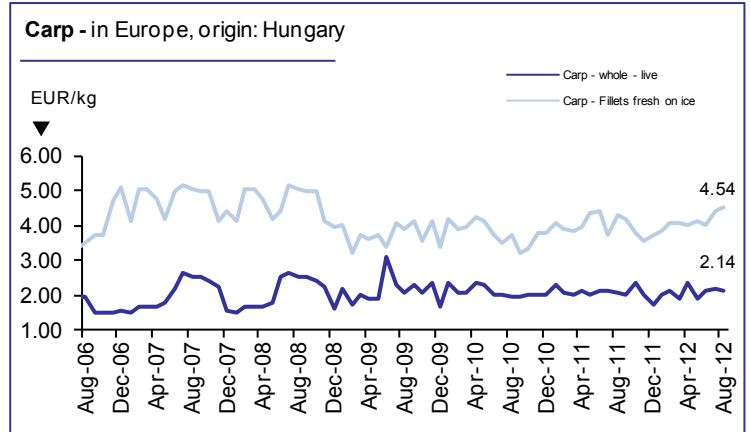
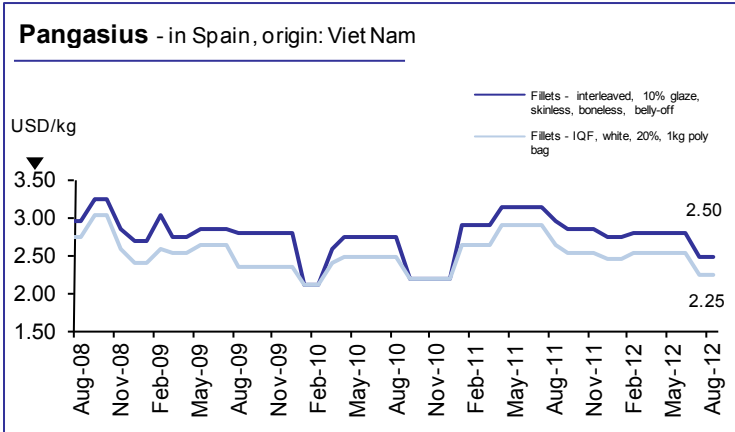


Norway's exports of trout have been positive during 2012, up 68%, most of which is consumed by the Russian market. The latter saw import volumes from Norway grow 94% during the period.

Trout demand in Italy is lower than usual, but is in line with the reduced production capacity of the industry. Prices remain stable.

FRESHWATER FISH

Pangasius exports from Viet Nam to the EU continue to fall. The EU market is still Viet Nam's biggest export market, contributing 26.6% in terms of value, but sales dropped by 17.2% year-on-year.

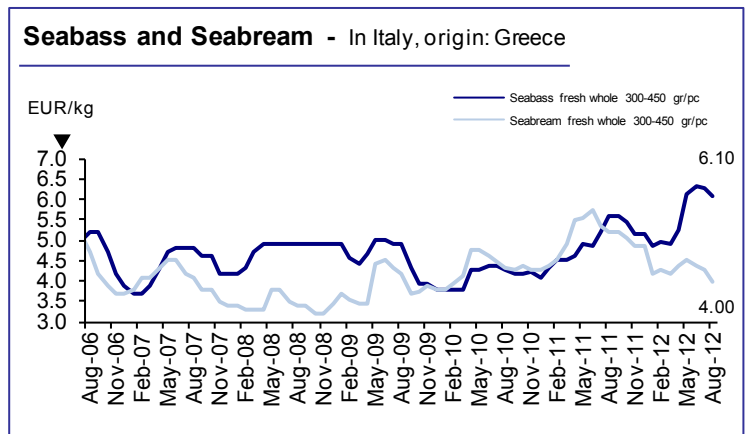


NON-TRADITIONAL SPECIES

The new mahi mahi season will start in Peru and prices are expected to be lower compared with last season. The USA still has some of last season's stocks at high prices.

SEABASS/SEABREAM

Despite clear signs of weakness in the traditional markets for bass and bream, the prices have held relatively well as a result of supply constraints, especially for bass. Prices are expected to come down over the next few months, both because of reduced buyer interest and also increasing volumes of market size product.



Fish Species Trade Name	Product Form	Grading	Price per kg		Reference & Area	Origin
			As stated	EUR USD		
GROUND FISH						August 2012
Cod/Cabillaud, Morue/ Bacalao <i>Gadus morhua</i>	Fresh gutted		1.43	1.76 +	Poland FOB	Baltic Sea
	Fillets, skinless, boneless, blockfrozen	16.5 lb	4.80	5.89 -	Germany DAP	Barents Sea
	Fresh - fillet	100-200 gr/pc 200-400	7.04	8.64 +	Italy CPT FCA	Denmark
			8.29	10.18 +		
			7.39	9.07 +		
			9.13	11.21 +		
	Fresh - Whole	1-2 kg/pc 2-4	5.30	6.51 +	FCA	France
4.50			5.53 -	Netherlands		
	Fillet - light salted, IQF, 20% glaze		7.10	8.72 +	FCA	Denmark
			7.90	9.70 +		
			2.65	3.25 *	Spain CFR	China
Hake/Merlu/Merluza <i>Merluccius capensis</i>	Minced block		1.50	1.84 =	Namibia FOB for Spanish	Namibia
	Skin-on fillets, plate land-frozen	4-6 oz/pc 6-8 8-12	3.10	3.81 *	Spain DDP	
3.20			3.93 *			
3.35			4.11 *			
<i>Merluccius productus</i>	Fillet, regular, skinned, PBO	16.5 lb	2.81	3.45 =	Germany CFR	USA
	Fillet, PBO		2.77	3.40 =	Spain CIF	
<i>Merluccius hubbsi</i>	Minced block		1.63	2.00 =	FCA	Spain
	H&G, interleaved	300-500 gr/pc 400-600	2.20	2.70		
<i>Merluccius merluccius</i> <i>Merluccius gayi</i>	Interleaved	200-350 gr/pc	2.23	2.74		Mauritania
			2.00	2.46		
			1.47	1.80 *	Peru fob	Peru
Hoki - Grenadier/ Grenadier/Merluza <i>Macruronus magellanicus</i> <i>Macruronus</i> <i>Novaezelandiae</i>	Block		2.15	2.64 =	Spain CIF	Chile
	Block - PBO		3.80	4.67 =		Argentina
	Pieces block		2.57	3.15 +		New Zealand
	Fillet block		2.81	3.45 -		
Blue whiting (Poutassou) Merlan bleu/Bacaladilla <i>Micromesistius</i>	Block	12 pc/pack	No quotations		EXW for Eastern Europe	Spain
Alaska pollack/Lieu de l'Alaska/Colin de Alaska <i>Theragra chalcogramma</i>	Fillet block, skinless, boneless	16.5 lb	2.73	3.35 +	Germany DAP	USA
			2.52	3.10 =		Russia
			2.44	3.00 =		China
	Fillet - skinless, PBI		2.65	3.25 *	France CFR	USA
			2.97	3.65 *		
			1.79	2.20		
Fillet - full, PBO		2.93	3.60			
Surimi (Alaska pollack)	Stick - Paprika	250 gr/pc	2.48	3.05 +		Spain
Saithe/Lieu noir/ Carbonero (Pollock, Coley) <i>Pollachius virens</i>	Frozen - block, fillet, skinless, boneless	16.5 lb	3.65	4.48 -	Europe DAP	Norway
Monkfish/Baudroie/ Rape <i>Lophius spp.</i>	Tail, IQF, skin-on 20% glaze	100-200 gr/pc	2.44	3.00 =	European main ports CFR	China
		200-300	2.85	3.50 =		
		300-500	3.91	4.80 =		
		500-1000	4.72	5.80 =		
		> 1000	5.29	6.50 =		
	Tails, skin-off, IWP	100-250 gr/pc 250-500 500-1000 > 1000	6.50 8.00 10.50 12.50	7.98 * 9.82 * 12.89 * 15.35 *	Spain DDP	Namibia

Fish Species Trade Name	Product Form	Grading	Price per kg			Reference & Area	Origin
			As stated	EUR	USD		
GROUND FISH (cont.)						August 2012	
Monkfish/Baudroie/ Rape <i>Lophius piscatorius</i>	Fresh - Tail	0.3-0.5 kg/pc		10.92	13.41 +	Italy FCA	UK
		0.5-1		11.19	13.74 +		
		1-2		11.56	14.19 +		
		> 2		11.82	14.51 +		
	Fresh - whole	0.6-0.7		5.37	6.59 -		CPT
	0.5-1		5.30	6.51 -			
	1-2		5.67	6.96 -			
Haddock/Eglefin/Eglofino <i>Melanogrammus aeglefinus</i>	Fillet, skinless, boneless blockfrozen	16.5 lb		4.30	5.28 -	Germany DDP	Barents Sea
	H&G	< 0.8 kg/pc	NOK	13.00	1.79 2.19	Norway FCA	Norway
FLAT FISH						August 2012	
Turbot/Rodaballo <i>Psetta maxima</i>	Fresh - whole cultured	0.5-1 kg/pc		6.70	8.23 =	Spain CIF	Spain
		1-2		7.10	8.72 =		
		2-3		8.00	9.82 =		
		3-4		9.75	11.97 =		
	Fresh - whole	0.8-1 kg/pc		6.00	7.37 +	Italy FCA	Netherlands
		1.5-2		6.60	8.10 -		
		1-1.5		6.00	7.37 -		
		2-2.5		7.07	8.68 +		
		0.5-1 kg/pc		7.29	8.95 -	Spain CFR	
		0.7-1		8.42	10.34 -		
	1-2		9.29	11.41 -			
Whole -15% glaze	0.25-0.5 kg/pc		No quotations				
Sole/Sole/ Lenguado <i>Solea vulgaris</i>	Fresh - whole	No. 1		14.80	18.17 +	Italy CPT FCA	Croatia
		No. 3		13.25	16.27 +		France
		No. 4		10.68	13.11 +		
		No. 5		7.23	8.88 -		
	Fresh - Gutted	No. 2		18.68	22.94 -	Italy FCA	Netherlands
		No. 3		12.10	14.86 -		
		No. 4		8.41	10.33 -		
		No. 5		7.66	9.41 -		
European Flounder/ Flet d'Europe/ Platija europea <i>Platichthys flesus</i>	Fesh - whole			1.60	1.96 =	Italy FCA	Denmark
				1.64	2.01 -		Netherlands
TUNAS/BILLFISHES						August 2012	
Tuna/Thon/Atún <i>Thunnus spp.</i>	Yellowfin - cooked & cleaned loins - vacuum packed	double cleaned		6.92	8.50 =	Italy DDP	Solomon Is./ Kenya/Côte d'Ivoire
	Skipjack - loins	Single cleaned		4.64	5.70 -	Spain DDP	Kenya Atlantic Ocean
	Bigeye - loins			4.85	5.95 *		
	Yellowfin - round	> 10 kg/pc		2.70	3.32 =	CFR	
	Skipjack - round			1.87	2.30 *	ex-coldstorage	
	Yellowfin - loins < 3% glazing - 100% clean	2-4 kg/pc		6.50	7.98 +	FCA	Spain
	Yellowfin - loins without bones, with blood trace			5.75	7.06 *		
	Bigeye - loins - 100% clean			6.05	7.43 +		

Fish Species Trade Name	Product Form	Grading	Price per kg		Reference & Area	Origin	
			As stated	EUR USD			
TUNAS/BILLFISHES (CONT.)						August 2012	
Tuna/Thon/Atún <i>Thunnus spp.</i>	Skipjack - whole	1.8-3.5 kg/pc	1.79	2.20 *	Spain CIF	Ghana	
	Skipjack - whole		1.73	2.12 =	Mahe FOB	Indian Ocean	
	Yellowfin - whole		2.45	3.01 =	for European mkt		
	Yellowfin - loins	2-4 kg/pc	6.35	7.80	Spain FCA	Atlantic Ocean	
	Bigeye - loins	2-4 kg/pc	5.40	6.63	FCA		
	Skipjack - pre-cooked loins		5.54	6.80 =	Ecuador FOB	Ecuador	
	Yellowfin - pre-cooked loins	single cleaning double cleaning	5.86 6.60	7.20 = 8.10 =	(for European mkt)		
Swordfish/Espadon/ Pez espada <i>Xiphias gladius</i>	Seafrozen	20-30 kg/pc	4.90	6.02 *	Spain FOB	Spain	
		30-50-70	4.90	6.02 *			
		70-100	4.90	6.02 *			
SMALL PELAGICS						August 2012	
Mackerel/Maquereau/ Caballa <i>Scomber scombrus</i>	Whole	300-500 gr/pc	1.35	1.66 =	Spain FCA	Spain	
		200-400	1.30	1.60 =			
	Fresh - whole			2.75	3.38	Italy CPT	
				2.76	3.39 -		Norway
				2.65	3.25		Denmark
				1.93	2.37 -		France
	1.38	1.69 -	FCA				
Whole	200-300 gr/pc 300-500	1.15 1.25	1.41 - 1.53 -	Netherlands FOB for Eastern Europe	Faeroe Islands		
Herring/Hareng/Arenque <i>Clupeidae</i>	Fillet		4.04	4.96 +	Italy FCA	Denmark	
	Fresh - whole	70-100 gr/pc	0.46	0.56 +	Poland FOB	Baltic	
Sprat/Sprat/Espadin <i>Sprattus sprattus</i>			0.21	0.26 -			
Sardine/Sardine/ Sardina <i>Sardina pilchardus</i>	Fresh - whole		1.50	1.84 +	Italy FOB	Italy	
			1.31	1.61 +	CPT	Croatia	
			1.38	1.69	FCA	France	
	Fresh - headless, gutted		5.40	6.63	FOB	Italy	
Atlantic horse mackerel Chinchard d'Europe Jurel <i>Trachurus trachurus</i>	Block	> 20 cm	0.88	1.08	Spain EXW for Eastern Europe	Spain	
	Whole	16-20 cm 20-25	0.80 0.90	0.98 1.11	FCA		
CEPHALOPODS						August 2012	
Squid/Encornet/Calamar <i>Loligo spp.</i>	Frozen - whole	S (< 18 cm)	7.45	9.15 +	Italy CIF	South Africa	
		M (18-25)	7.55	9.27 +			
		L (25-30)	7.75	9.52 +			
		XL (>30)	7.75	9.52 +			
Dosidicus gigas (giant squid)	Whole - cleaned 20% glaze	< 10	3.42	4.20 *	Germany CFR	India	
		11-20	3.09	3.80 *			
	Daruma - cooked, block frozen	A	1.71	2.10 -	Peru fob	Peru	
			2.12	2.60 -			
	Rings - block and natural		3.18	3.90			
	Rings - IQF and treated						
Octopus/Poulpe/Pulpo <i>Octopus vulgaris</i>	Whole	T1	10.00	12.28 =	Germany wholesale	Morocco	
		T2	9.50	11.66 =			
		T3	8.00	9.82 =			
		T4	7.50	9.21 =			
		T5	7.00	8.60 =			
		T6	6.50	7.98 =			
		T7	6.00	7.37 =			
		T8	5.60	6.88 =			
		T9	5.00	6.14 =			

Fish Species Trade Name	Product Form	Grading	Price per kg		Reference & Area	Origin										
			As stated	EUR USD												
CEPHALOPODS (cont.)						August 2012										
Octopus/Poulpe/Pulpo <i>Octopus vulgaris</i>	Sushi topping	slice 8 gr/pc	13.44	16.50	Belgium CFR	Indonesia										
	Whole	T1 - T3 T4 - T7	6.11 5.70	7.50 7.00	Ghana fob (European mkt)	Ghana										
Cuttlefish/Seiche/ Sepia <i>Sepia spp.</i>	Whole	100-200 gr/pc	4.07	5.00			Germany CIF CFR	India Thailand								
	Whole cleaned 20% glazing	< 1 pc/kg 1-2 2-4	5.21 5.13 5.13	6.40 - 6.30 - 6.30 +												
	Whole cleaned, 20% glaze IQF	< 5 pc/kg < 10 11-20	5.42 5.38 4.15	6.65 6.60 5.10												
	CRUSTACEANS								August 2012							
Whiteleg shrimp/ Crevette pattes blanches/Camarón patiblanco <i>Penaeus vannamei</i>	PD, chemical treatment knife cut, IQF 10% glazing	31-40 pc/lb 41-50 51-60 61-70 71-90	6.11 5.78 5.42 5.13 4.76	7.50 7.10 6.65 6.30 5.85	Belgium CFR	Indonesia										
	Sushi ebi	3L 2L	13.36 11.81	16.40 14.50												
	Cooked, peeled, pull-deveined tail-on, IQF, 40% glaze	26-30 pc/lb 31-40 41-50 51-60	4.52 4.19 3.79 3.62	5.55 * 5.15 * 4.65 * 4.45 *	Germany CFR	China										
		Head-on, shell-on	30-40 pc/lb 40-50 50-60 60-70 70-80 80-100 100-120	6.43 5.70 5.25 4.83 4.65 4.58 4.35			7.90 7.00 6.45 5.93 5.71 5.62 5.34	Spain CFR	Central America							
			Head-on, shell-on	40-50 pc/kg 50-60 60-70 70-80 80-100 100-120 120-150			4.76 4.44 4.07 3.91 3.67 3.50 3.40			5.85 5.45 5.00 4.80 4.50 4.30 4.18	Colombia for European main ports	Colombia				
				Head-on, Shell-on			20-30 pc/kg 30-40 40-50 50-60 60-70 70-80 80-100			7.53 5.38 4.56 4.48 4.28 4.03 3.91			9.25 + 6.60 - 5.60 - 5.50 - 5.25 - 4.95 + 4.80 *	Ecuador fob for European main ports	Ecuador	
	Argentine red shrimp/ Salicoque rouge/ d'Argentine/Camarón langostín argentino <i>Pleoticus Muelleri</i>				Whole, head-on, shell-on	> 10-20 > 20-30 > 30-40 > 40-60 > 60-80	10.10 7.50 6.50 5.10 3.75			12.40 = 9.21 = 7.98 = 6.26 = 4.60 =			Spain EXW			Argentina

Fish Species Trade Name	Product Form	Grading	Price per kg		Reference & Area	Origin
			As stated	EUR USD		
CRUSTACEANS (CONT.)						August 2012
Black tiger/Crevette tigrée/Camarón tigre <i>Penaeus monodon</i>	semi-IQF, head-on 20% glaze	6-8	11.32	13.90 =	Europe CFR	Bangladesh
		8-12	8.63	10.60 =		
		13-15	8.14	10.00 =		
		16-20	7.13	8.75 =		
		21-30	5.25	6.45 =		
		31-40	4.32	5.30 =		
	Headless, easy-peel, 20% glaze - IQF	6-8	11.24	13.80 =	Germany CFR	Viet Nam
		8-12	10.02	12.30 =		
		13-15	9.37	11.50 =		
		16-20	8.96	11.00 =		
	PD, IQF, 20% glaze real count	16-20 pc/lb	7.25	8.90	Ghana fob European mkt	
		21-25	6.72	8.25		
		26-30	6.47	7.95		
		31-40	5.86	7.20		
	Head-on, shell-on, semi-IQF 20% glaze	16-20 pc/lb	5.05	6.20 -	India	
		21-30	4.81	5.90 *		
	Headless, shell-on, 20% glaze real count	13-15 pc/lb	3.91	4.80 *		
		16-20	2.77	3.40 *		
		21-25	2.65	3.25 *		
26-30		2.44	3.00 *			
Headless, shell-on, IQF 20% glaze	8-12 pc/lb	7.90	9.70 *			
	13-15	6.43	7.90 *			
	16-20	5.46	6.70 *			
	21-25	5.29	6.50 *			
	26-30	5.13	6.30 *			
	31-40	4.40	5.40 *			
Headless, shell-on IQF, 20% glaze STPP treated	41-50	4.07	5.00 *			
	8-12 pc/lb	9.94	12.20			
	13-15	8.35	10.25			
	16-20	7.70	9.45			
	21-25	7.53	9.25			
Head-on, shell-on IQF, 20% glaze	26-30	7.17	8.80			
	31-40	6.60	8.10			
	< 10	12.30	15.10			
	< 15	9.08	11.15			
	< 20	7.00	8.60			
Whole	< 25	6.35	7.80			
	< 30	5.70	7.00			
	< 10	20.36	25.00			
	10-20	18.73	23.00			
Jinga shrimp/ Crevette Jinga/ Camarón Jinga <i>Metapenaeus affinis</i>	Blanched PUD 15% glaze	20-40 pc/lb	No quotations		Germany CFR	
		40-60				
Kiddi shrimp/ Crevette Kidi/ Camarón Kidi <i>Parapenaeopsis stylifera</i>	PUD - raw, blockfrozen	60-80 pc/lb	4.48	5.50	Germany CFR	
		80-120	5.29	6.50		
		100-200	4.48	5.50		
		200-300	4.76	5.85		
		300-500	3.26	4.00		
		500-800	2.44	3.00		

Fish Species Trade Name	Product Form	Grading	Price per kg		Reference & Area	Origin	
			As stated	EUR USD			
CRUSTACEANS (CONT.)						August 2012	
Norway lobster/ Langoustine/Cigala <i>Nephrops norvegicus</i>	Whole 4X1.5 kg	1-4 pc/kg		19.50	23.94 =	Spain DDP	Iceland
		5-7		16.80	20.63 =		
		8-10		15.80	19.40 =		
		11-15		11.30	13.87 =		
		16-20		9.50	11.66 =		
		21-25		8.50	10.44 =		
		26-30		6.50	7.98 =		
European lobster/ Homard européen/ Bogavante <i>Homarus gammarus</i>	Live - bulk	400-600 gr/pc		14.20	17.44 +	France delivered to French vivier companies	Ireland
		600-800		14.20	17.44 +		
American lobster/ Homard américain/ Bogavante americano <i>Homarus americanus</i>	Frozen whole cooked popsicle	275-300 gr/pc	CAN	18.50	15.17 18.63 =	Europe CIF	Canada
		350-400	CAN	17.75	14.56 17.87 =		
		> 450	CAN	19.25	15.79 19.38 =		
Edible crab/Tourteau/ Buey de mar <i>Cancer pagurus</i>	Live	400-600 gr/pc		2.10	2.58 -	France delivered live to French vivier companies	Ireland
		600-800		2.10	2.58 -		
BIVALVES						August 2012	
Oyster/Huître/Ostra <i>Crassostrea gigas</i>	Live	No. 3		4.00	4.91 =	France prod. price wholesale	Ireland/France
				2.10	2.58 =		
				1.90	2.33 *		Netherlands
				2.00	2.46 =		Spain
				2.28 2.80			Chile
Mussel/Moule/Mejillón <i>Mytilus edulis</i> <i>Mytilus galloprovincialis</i>	Live - Bottom mussel	60-80 pc/kg		2.00	2.46 =	CFR	Spain
				2.28 2.80			
Mussel/Moule/Mejillón <i>Mytilus chilensis</i>	Live - Rope	200-300 pc/kg		2.28	2.80	CFR	Chile
				2.20	2.70		
Scallop/Coquille Saint- Jacques/Vieira <i>Zygochlamys patagonica</i>	IQF - shell-off	120-150 gr/pc		No quotations		Europe DDP	Argentina
SALMON						August 2012	
Atlantic salmon/ Saumon de l'Atlantique/ Salmón del Atlántico <i>Salmo salar</i>	Fresh - gutted, head-on Superior quality	1-2 kg/pc		3.00	3.68	France DDP	Scotland
		2-3		2.90	3.56		
		3-4		3.30	4.05		
		4-5		3.95	4.85		
		5-6		4.20	5.16		
		> 6		4.20	5.16		
	Fresh - gutted, head-on Superior quality	1-2 kg/pc		2.70	3.32	France DDP	Norway
		2-3		2.70	3.32		
		3-4		3.10	3.81		
		4-5		3.80	4.67		
		5-6		3.95	4.85		
		> 6		4.00	4.91		
Fresh - head-on, gutted	1-2 kg/pc		3.30	4.05 *	Romania/Bulgaria DDP for Eastern Europe		
	4-5		4.30	5.28 *			
	6-7		5.20	6.38 *			
Pink salmon/Saumon rose/Salmón rosado <i>Oncorhynchus gorbuscha</i>	Bits and Pieces Blocks, no fatline, 13+ without chemicals			No quotations		Spain CFR	EU
Chum salmon/Saumon chien/Keta <i>Oncorhynchus keta</i>	Fillet - skin-on	900-1800 gr/pc		4.55	5.59	FCA	Spain

Fish Species Trade Name	Product Form	Grading	Price per kg			Reference & Area	Origin
			As stated	EUR	USD		
TROUT							August 2012
Trout/Truite/Trucha <i>Salmo</i> spp.	Whole fresh on ice	0.25-0.4 kg/pc	HUF 1262	4.54	5.57 +	Hungary EX-FARM	Hungary
	Fillet - farmed	200-400 gr/pc		6.60	8.10 =	Italy ex-farm	Italy
	Live - farmed	500-700 gr/pc		2.70	3.32 -		
Rainbow trout/ Truite arc-en-ciel/ Trucha arco iris <i>Oncorhynchus mykiss</i>	Live - farmed	250-400 gr/pc		2.70	3.32 -		
	Gutted			3.40	4.17 -		
FRESHWATER FISH							August 2012
Panga <i>Pangasius</i> spp.	Fillet - thawed			3.12	3.83 -	Italy FCA CIF CPT FOB	Viet Nam
				3.04	3.73 +		
				3.10	3.81 -		
				3.05	3.74 =		
	Fillet, IQF, white - 20% glaze	120-170-220 gr/pc		2.04	2.50 *	Spain CFR	
				1.83	2.25 *		
North African catfish/ Poisson-chat nord- africain/Pez-gato <i>Clarias gariepinus</i>	Fresh - skinless, headless	0.5-1 Kg/pc	HUF 1121	4.03	4.95 *	Hungary EX-FARM	Hungary
	Fresh on ice - fillets, skinless		HUF 1402	5.04	6.19 +		
	Fresh on ice - slices		HUF 1191	4.28	5.26 =		
Carp/Carpe/Carpa <i>Cyprinus</i> spp.	Live	1.2-5 kg/pc	HUF 595	2.14	2.63 =		
	Fresh, whole, gutted, head-on	0.8-4.5 kg/pc	HUF 771	2.77	3.40 =		
	Fresh, whole, gutted, head-off	0.7-4.5 kg/pc	HUF 981	3.53	4.33 =		
	Fresh on ice - slices		HUF 1121	4.03	4.95 +		
	Fresh on ice - fillets		HUF 1262	4.54	5.57 +		
Bighead carp/Carpe à grosse tête/Carpa capezona <i>Aristichthys nobilis</i>	Fresh gutted, head-off	0.8-4.5 kg/pc	HUF 490	1.76	2.16		
	Fresh on ice - slices		HUF 701	2.52	3.09		
	Fresh on ice - fillets		HUF 771	2.77	3.40 =		
Grass carp/ Carpe herbivore/ Carpa china <i>Ctenopharyngodon idellus</i>	Fresh - whole, gutted, scaled head-off	0.8-2.5 kg/pc	No quotations				
	Fresh on ice - slices		No quotations				
Crucian Carp/ Carassin/Carpin <i>Carassius carassius</i>	Fresh - whole, gutted, scaled head-on	0.2-0.6 kg/pc	No quotations				
	Fresh on ice - fillets		HUF 1121	4.03	4.95 *		
Wels/Silure glane/Siluro <i>Silurus glanis</i>	Fresh - gutted, head-on	1.4-5 kg/pc	HUF 1612	5.80	7.12		
	Fresh - slices		HUF 2594	9.33	11.45		
	Fresh - fillets		HUF 2594	9.33	11.45		
NON-TRADITIONAL SPECIES							August 2012
Sturgeon/Esturgeon/ Esturione <i>Acipenseridae</i>	Frozen - Whole	1.5-2 kg/pc		6.00	7.37	France CIF	France
	Gutted	5-7 kg/pc		6.00	7.37		
	Fillets	200-300 gr/pc		11.00	13.51		
		800-1000		11.00	13.51		
<i>A.baeri</i>	Caviar (Aquitaine) metal boxes			1 200	1 473		
Blue shark/Peau bleue/ Tiburón azul <i>Prionace glauca</i>	H&G, skin-on	12-20 kg/pc		0.75	0.92 -	Spain FCA	Spain
Red Porgy/Pagre/Pargo <i>Pagrus pagrus</i>	Fresh - whole	>2000 gr/pc		17.00	20.87 *	Italy CPT	Tunisia

Fish Species Trade Name	Product Form	Grading	Price per kg		Reference & Area	Origin
			As stated	EUR USD		
NON-TRADITIONAL SPECIES (cont.)						August 2012
Sand Steebras/Marbré Herrera <i>Lithognathus mormyrus</i>	Fresh - whole Mediterranean	300-500 gr/pc 500-700	10.20 10.25	12.52 + 12.59 *	Italy FCA	Spain
White seabream/ Sar commun/Sargo <i>Diplodus sargus</i>	Fresh - whole	500-700 gr/pc	12.30	15.10 +		
Tub gurnard/Grondin perlon/Begel <i>Chelidonichthys lucerna</i>	Fresh - whole	1-2 kg/pc 500-1000	13.66 14.45	16.77 + 17.74 +	CPT	Morocco
Cinnabar goatfish/ Rouget-barbet cinnabare <i>Parupeneus heptacanthus</i>	Fillet - IQF	20-40 gr/pc 40-80	No quotations		France CFR	Thailand
Red mullet/ Rouget de vase/ Salmonete de fango <i>Mullus barbatus</i>	Fresh - whole	I II III	4.49 3.41 3.50	5.51 + 4.19 - 4.30 *	Italy CPT	Croatia
Surmullet/ Rouget de roche/ Salmonete de roca <i>Mullus surmuletus</i>	Fresh - whole	100-200 gr/pc 200-300	4.60 5.90	5.65 7.24		
		100-200 gr/pc	8.85	10.87	FCA	France
SEABASS/SEABREAM/MEAGRE						August 2012
Seabass/Bar, Loup/Lubina <i>Dicentrarchus labrax</i>	Fresh - whole farmed	200-300 gr/pc 300-450 400-600 600-800 800-1000 > 1000	3.85 5.90 6.25 7.28 8.63 9.25	4.73 - 7.24 - 7.67 - 8.94 + 10.60 + 11.36 +	Greece FOB	Greece
		200-300 gr/pc 300-450 450-600 600-800 800-1000 > 1000	4.05 6.10 6.45 7.48 8.83 9.45	4.97 - 7.49 - 7.92 - 9.18 + 10.84 + 11.60 +	Italy CIF	
		200-300 gr/pc 300-450 450-600 600-800 800-1000 > 1000	4.10 6.15 6.50 7.53 8.88 9.50	5.03 - 7.55 - 7.98 - 9.24 + 10.90 + 11.66 +	France CIF	
		200-300 gr/pc 300-450 450-600 600-800 800-1000 > 1000	4.09 6.14 6.49 7.52 8.87 9.49	5.02 - 7.54 - 7.97 - 9.23 + 10.89 + 11.65 +	Spain CIF	
		200-300 gr/pc 300-450 450-600 600-800 800-1000 > 1000	4.12 6.17 6.52 7.55 8.90 9.52	5.06 - 7.58 - 8.01 - 9.26 + 10.92 + 11.69 +	Germany CIF	

Fish Species Trade Name	Product Form	Grading	Price per kg			Reference & Area	Origin
			As stated	EUR	USD		
SEABASS/SEABREAM/MEAGRE (CONT.)						August 2012	
Seabass/Bar, Loup/Lubina <i>Dicentrarchus labrax</i>	Fresh - whole farmed	200-300 gr/pc	4.10	5.03	-	Portugal CIF	Greece
		300-450	6.15	7.55	-		
		450-600	6.50	7.98	-		
		600-800	7.53	9.24	+		
		800-1000	8.88	10.90	+		
		> 1000	9.50	11.66	+	UK CIF	
		200-300 gr/pc	4.28	5.26	-		
		300-450	6.33	7.77	-		
		450-600	6.68	8.20	-		
		600-800	7.71	9.46	+		
800-1000	9.06	11.12	+	Greece EXW for Eastern Europe			
> 1000	9.68	11.89	+				
200-300 gr/pc	4.25	5.22	-				
300-400	6.30	7.74	-				
400-600	6.50	7.98	-				
600-800	7.75	9.52	-	Italy CPT	Egypt		
> 1000	13.58	16.67	+				
Fresh - whole - wild Mediterranean	1000-2000	13.54	16.63	+	FCA	UK	
> 2000	13.58	16.67	+				
Fresh - whole - wild Atlantic	500-1000 gr/pc	11.00	13.51	*			
Gilthead seabream/ Dorade royale/Dorada <i>Sparus aurata</i>	Fresh - whole farmed	200-300 gr/pc	3.40	4.17	-	Greece FOB	Greece
		300-450	3.80	4.67	-		
		450-600	4.00	4.91	-		
		600-800	5.55	6.81	=		
		800-1000	8.50	10.44	+		
		> 1000	9.25	11.36	=	Italy CIF	
		200-300 gr/pc	3.60	4.42	-		
		300-450	4.00	4.91	-		
		450-600	4.20	5.16	-		
		600-800	5.75	7.06	=		
		800-1000	8.70	10.68	+	France CIF	
		> 1000	9.45	11.60	=		
		200-300 gr/pc	3.65	4.48	-		
		300-450	4.05	4.97	-		
		450-600	4.25	5.22	-		
		600-800	5.80	7.12	=	Spain CIF	
		800-1000	8.75	10.74	+		
		> 1000	9.50	11.66	=		
		200-300 gr/pc	3.64	4.47	-		
		300-450	4.04	4.96	-		
		450-600	4.24	5.21	-	Germany CIF	
		600-800	5.79	7.11	=		
		800-1000	8.74	10.73	+		
		> 1000	9.49	11.65	=		
200-300 gr/pc	3.67	4.51	-				
300-450	4.07	5.00	-				
450-600	4.27	5.24	-				
600-800	5.82	7.15	=				
800-1000	8.77	10.77	+				
> 1000	9.52	11.69	=				

Fish Species Trade Name	Product Form	Grading	Price per kg		Reference & Area	Origin	
			As stated	EUR USD			
SEABASS/SEABREAM/MEAGRE (CONT.)						August 2012	
Gilthead seabream/ Dorade royale/Dorada <i>Sparus aurata</i>	Fresh - whole farmed	200-300 gr/pc	3.65	4.48 -	Portugal CIF	Greece	
		300-450	4.05	4.97 -			
		450-600	4.25	5.22 -			
		600-800	5.80	7.12 =			
		800-1000	8.75	10.74 +			
		> 1000	9.50	11.66 =			
		200-300 gr/pc	3.83	4.70 -	UK CIF	Greece	
		300-450	4.23	5.19 -			
		450-600	4.43	5.44 -			
		600-800	5.98	7.34 =			
		800-1000	8.93	10.96 +			
		> 1000	9.68	11.89 =			
		200-300	3.65	4.48	Greece EXW for Eastern Europe	Greece	
		300-400	3.90	4.79			
		400-600	4.45	5.46			
600-800	6.70	8.23					
800-1000	10.10	12.40					
> 1000	11.10	13.63					
Fresh - whole - wild Atlantic	800-1000 gr/pc	800-1000	17.90	21.98 +	Italy CPT	Morocco	
		1000-2000	18.46	22.67 +			
		> 2000	16.61	20.39 +			
	Mediterranean	300-400 gr/pc	14.20	17.44 +		FCA	Spain
		1000-2000	23.20	28.49 -		CPT	
		> 2000	22.50	27.63 +		FCA	
Meagre/Maigre Commun Corvina <i>Argyrosomus regius</i>	Whole - farmed	> 2 kg/pc	6.80	8.35 =	CIF	Greece	
		1-2	8.86	10.88 =	CPT	Egypt	
		2-4	9.25	11.36 +			

The **European Fish Price Report** is a monthly GLOBEFISH publication,
prepared by Karine Boisset, Hilary Cochrane, José Estors Carballo and Audun Lem.

It can be ordered from the **FISH INFONetwork**:

FAO GLOBEFISH (Network coordinator) Viale delle Terme di Caracalla 00153 Rome - Italy Tel: (39) 06 57055188 Fax: (39) 06 57053020 E-mail: globefish@fao.org Web site: www.globefish.org	INFOPECSA (Latin America) Julio Herrera y Obes 1296 11200 Montevideo - Uruguay Tel: (598) 2 9028701 Fax: (598) 2 9030501 E-mail: infopesca@infopesca.org Web site: www.infopesca.org	EUROFISH (Central and Eastern Europe) H.C. Andersens Blvd 44-46 1553 Copenhagen - Denmark Tel: (45) 33377755 Fax: (45) 33377756 E-mail: info@eurofish.dk Web site: www.eurofish.dk	INFOFISH (Asia/Pacific) Level 2, Menara Olympia 8 Jalan Raja Chulan 50200 Kuala Lumpur - Malaysia Tel: (603) 2078 3466 Fax: (603) 2078 6804 E-mail: info@infofish.org Web site: www.infofish.org
INFOPECHE (Africa) Tour C, 19ème étage, Cité Administrative Abidjan 01 - Côte d'Ivoire Tel: (225) 20228980 Fax: (225) 20218054 E-mail: infopeche@aviso.ci Web site: www.infopeche.org	INFOYU (China) Room 514, Nongfeng Building No. 96 East Third Ring Road Chaoyang District Beijing 100122 - P.R. China Tel: (86-10) 59199614 Fax: (86-10) 59199614 E-mail: infoyu@agri.gov.cn Web site: www.infoyu.net	INFOSAMAK (Arab Region) 71 blvd Rahal El Meskini Casablanca 20 000 - Morocco Tel: (212) 522540856 Fax: (212) 522540855 E-mail: infosamak@infosamak.org Web site: www.infosamak.org	INFOFA - sub-office INFOPECHE (Southern Africa) 89, John Meinert Street- West Windhoek -Namibia Tel: (264) 61279430 Fax: (264) 61279434 E-mail: infofa@infofa.org.na Web site: www.infofa.org.na

PRICE REFERENCE (INCOTERMS 2010)

EXW	ex works
FCA	free carrier
FAS	free alongside ship
FOB	free on board
CFR	cost and freight
CIF	cost, insurance and freight
CPT	carriage paid to
CIP	carriage and insurance paid to
DDP	delivered duty paid
DAT (new)	delivered at terminal
DAP (new)	delivered at place
(DAF, DES, DEQ and DDU have been cancelled)	

PRODUCT FORM

IQF	individually quick frozen
IWP	individually wrapped pack
PBI	pinbone in
PBO	pinbone off
C&P	cooked and peeled
H&G	headed and gutted
FAS	frozen at sea
PD	peeled and deveined
PUD	peeled, undeveined

SYMBOLS

+	Price increased in original currency since last report
-	Price decreased in original currency since last report
=	Updated but unchanged price
*	New insertion
	Not updated since last issue

CURRENCY RATES

		USD	EUR
Canada	CAD	0.99	1.22
Hungary	HUF	226.51	278.10
Norway	NOK	5.92	7.27
Switzerland	CHF	0.98	1.20
UK	GBP	0.64	0.79
USA	USD	-	1.23
EU	EUR	0.81	-
Japan	JPY	78.47	96.35
South Africa	ZAR	8.14	10.00
Denmark	DKK	6.06	7.44

Source: Federal Reserve Bank of New York 10/08/12

GLOBEFISH Market Reports
are available from the **GLOBEFISH web site: www.globefish.org**

Shrimp
Tuna
Salmon
Groundfish
Cephalopods
Fish Oil and Fishmeal
Small Pelagics
Bivalves
Freshwater
Seabass and Seabream



GLOBEFISH

Food and Agriculture Organization of the United Nations
Fish Products and Industry Division
Viale delle Terme di Caracalla
00153 Rome, Italy
Tel: +3906 570 53288
Fax: +3906 570 53020
www.globefish.org